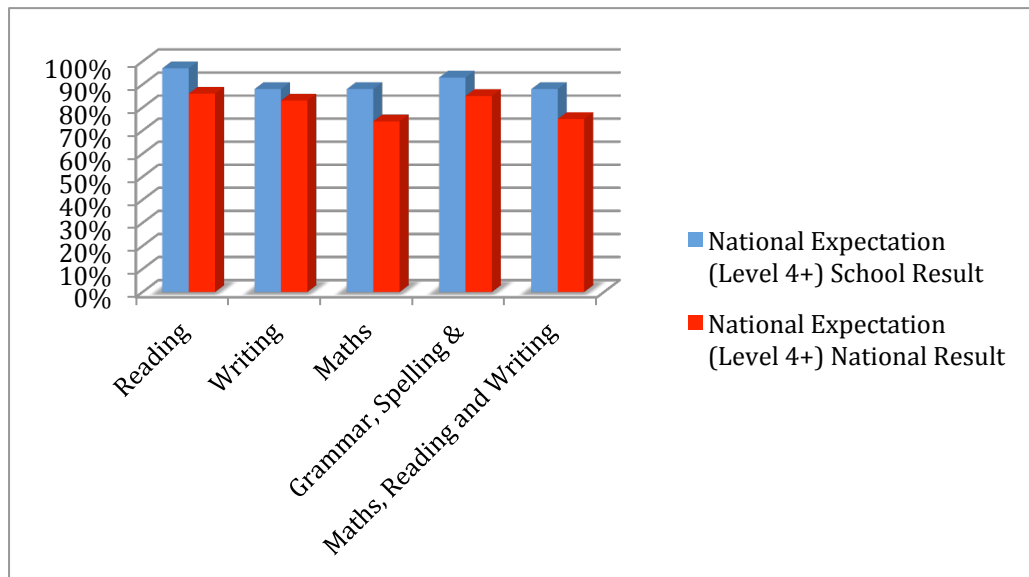


Key Stage 2 Results (SATs 2013)

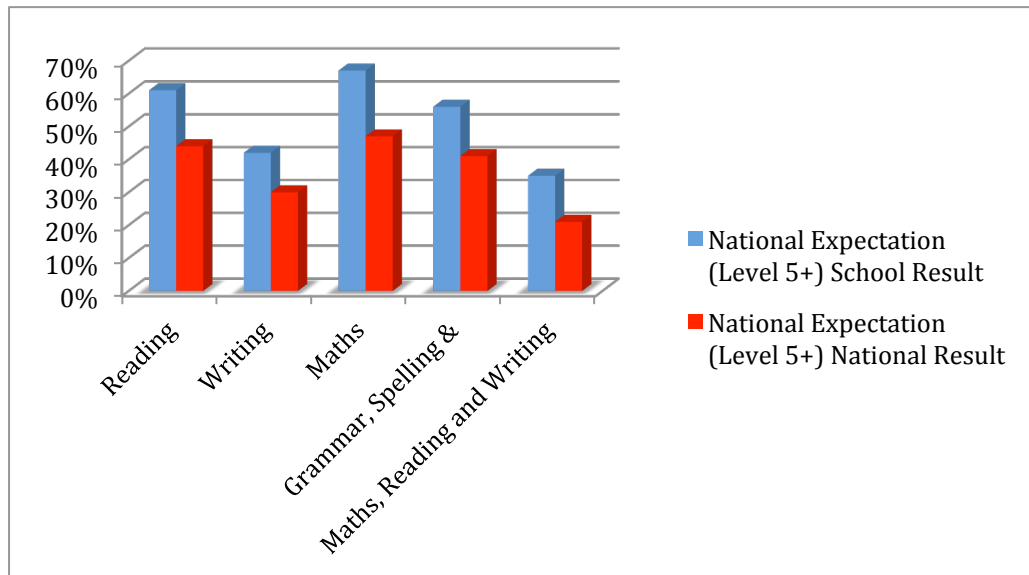
Level 4-school result versus national average

	National Expectation (Level 4+)	
	School Result	National Result
Reading	98%	86%
Writing	88%	83%
Maths	93%	85%
Grammar, Spelling & Punctuation	88%	74%
Maths, Reading and Writing	88%	75%



Level 5-school result versus national average

	National Expectation (Level 5+)	
	School Result	National Result
Reading	61%	44%
Writing	42%	30%
Maths	56%	41%
Grammar, Spelling & Punctuation	67%	47%
Maths, Reading and Writing	35%	21%



Reading-98% of pupils at the school achieved the national expectation of a level 4 against the national average of 86%. 61% of pupils achieved above national expectations and obtained a level 5 against the national average of 44%, which is a fantastic achievement and statistically significant. 1 pupil achieved a level 6 equivalent to a 15 year old pupil.

Writing- 88% of pupils at the school achieved the national expectation of a level 4 against the national average of 83%. However 42% of pupils achieved above national expectations and obtained a level 5 against the national average of 30%. Again 1 pupil achieved a level 6 equivalent to a 15 year old pupil.

Grammar, Spelling and Punctuation-This was the first year that the children sat this test and we were delighted that 89% of pupils at the school achieved the national expectation of a level 4 against the national average of 74%, 15% above which is fantastic. 67% of pupils achieved above national expectations and obtained a level 5 against the national average of 47%, which is an amazing achievement and statistically significant. 1 pupil achieved a level 6 equivalent to a 15 year old pupil.

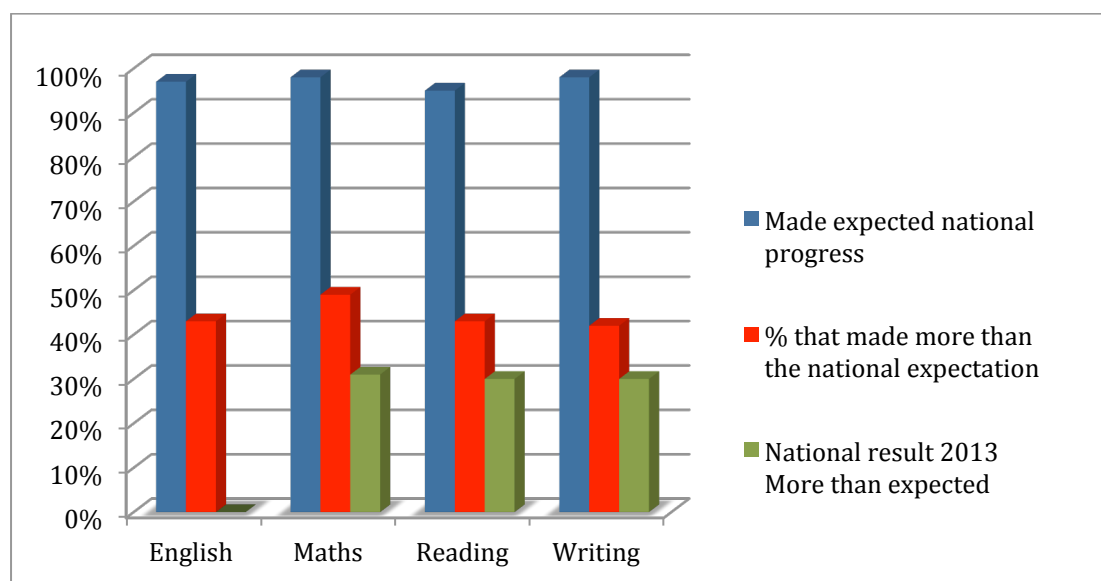
Maths-93% of pupils at the school achieved the national expectation of a level 4 against the national average of 85%. 56% of pupils excelled themselves and achieved above national expectations and obtained a level 5 against the national average of 41%. which is another incredible achievement and statistically significant. 2 pupils achieved a level 6.

Reading, Writing, Maths-88% of pupils at the school achieved the national expectation of a level 4 against the national average of 75%. 35% of pupils achieved above national expectations and obtained a level 5 against the national average of 25%, This too is statistically significant.

The school has performed above the national average in all areas, for level 4 and level 5, whilst also securing level 6 children. This is a magnificent achievement.

**% of pupils who made nationally expected progress or above
(2 National Curriculum levels)**

	Made expected national progress	% that made more than the national expectation	National result 2013 More than expected
English	97%	43%	N/A
Maths	98%	49%	31%
Reading	95%	43%	30%
Writing	98%	42%	30%



We would like to thank all the pupils and staff for contributing to these outstanding results.

On the basis of these figures and the achievement and progress of the children eligible for Free School Meals, the school was awarded the Mayor's Gold Club award for the top 150 performing schools in London