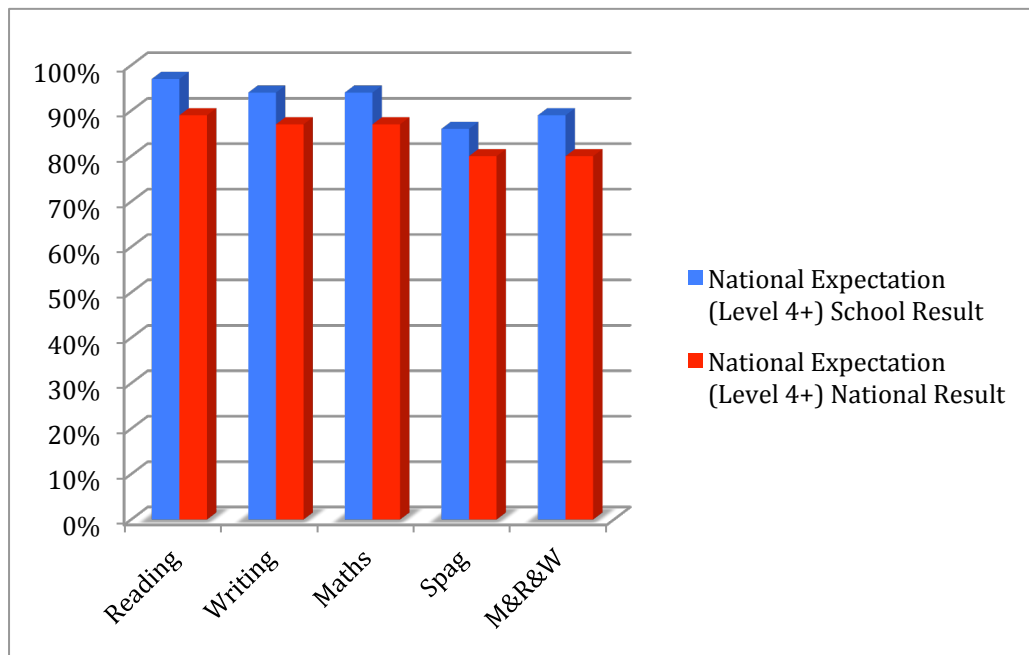


Key Stage 2 Results (SATs 2015)

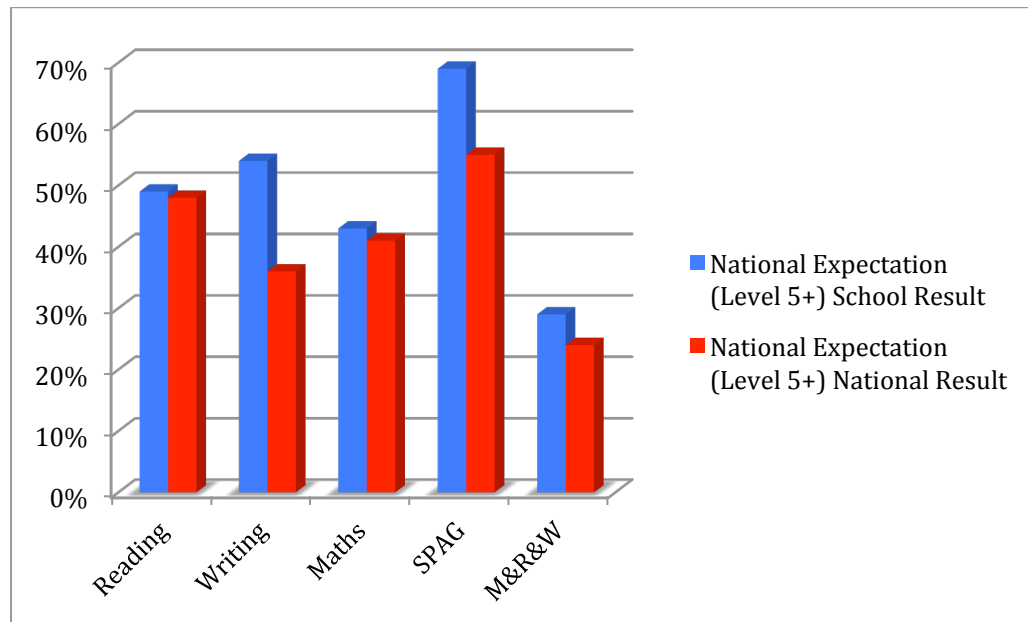
Level 4-school result versus national average

	National Expectation (Level 4+)	
	School Result	National Result
Reading	97%	89%
Writing	94%	87%
Maths	94%	87%
Grammar, Spelling & Punctuation	86%	80%
Maths, Reading and Writing	89%	80%



Level 5-school result versus national average

	National Expectation (Level 5+)	
	School Result	National Result
Reading	49%	48%
Writing	54%	36%
Maths	43%	41%
Grammar, Spelling & Punctuation	69%	55%
Maths, Reading and Writing	29%	24%



Reading-97% of pupils at the school achieved the national expectation of a level 4 against the national average of 89%. 49% of pupils achieved above national expectations and obtained a level 5 against the proposed national average of 48%.

Writing- 94% of pupils at the school achieved the national expectation of a level 4 against the national average of 87%. However 54% of pupils achieved above national expectations and obtained a level 5 against the national average of 36%. This is statistically way above the national average.

Grammar, Spelling and Punctuation- 86% of pupils at the school achieved the national expectation of a level 4 against the national average of 80%. 69% of pupils achieved above national expectations and obtained a level 5 against the national average of 55%, which is an amazing achievement. Two pupils achieved a level 6 equivalent to a 15 year old pupil.

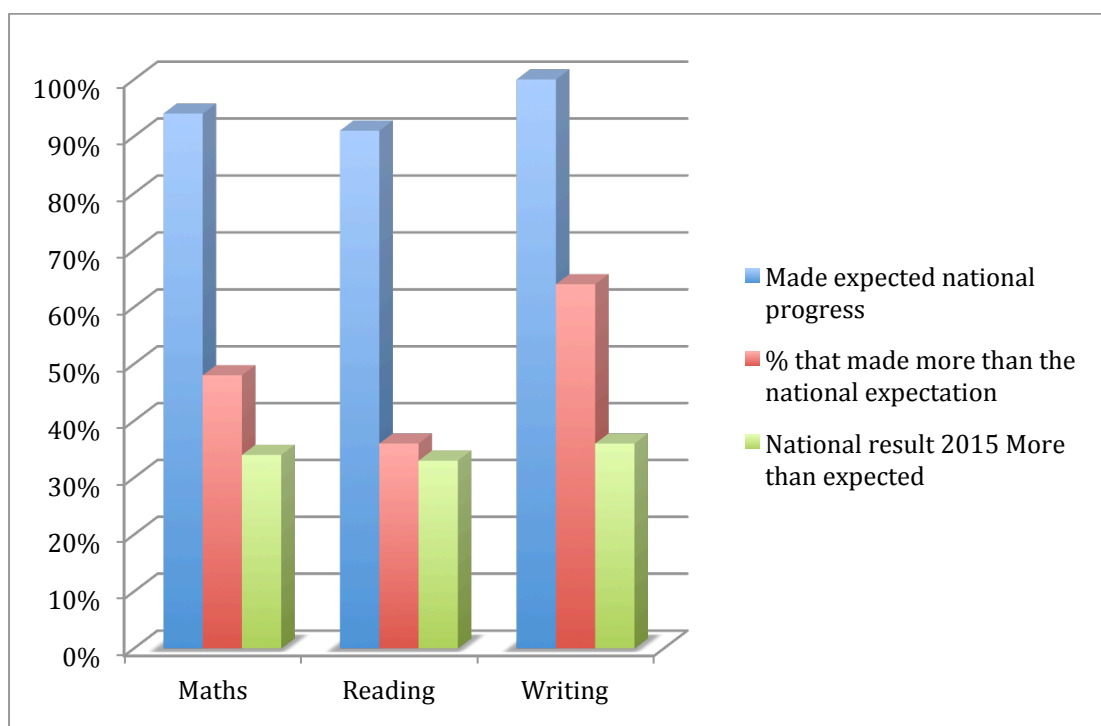
Maths-94% of pupils at the school achieved the national expectation of a level 4 against the national average of 87%. 43% of pupils excelled themselves and achieved above national expectations and obtained a level 5 against the national average of 41%. Two pupils achieved a level 6.

Reading, Writing, Maths-89% of pupils at the school achieved the national expectation of a level 4 against the national average of 80%. 29% of pupils achieved above national expectations and obtained a level 5 against the national average of 24%,

The school has performed above the national average in all areas, for level 4 and level 5, whilst also securing level 6 children.

**% of pupils who made nationally expected progress or above
(2 National Curriculum levels)**

	Made expected national progress	% that made more than the national expectation	National result 2015 More than expected
Maths	94%	48%	34%
Reading	91%	36%	33%
Writing	100%	64%	36%



Expected progress is for a child to be 2 levels above their year 2 level, by the time they leave year 6.

More than expected progress marks those children who make 3 or more levels of progress throughout key stage 2. The results above are a phenomenal achievement.

We would like to thank all the pupils and staff for contributing to these great results.

